

# FUMEX®

# ME



## The optimal design for laboratory extractors

With its optimal design, the Ø 75 mm FUMEX ME has a very low pressure drop, which gives many valuable benefits.

- Low pressure drop always saves energy.
- Ventilation noise is reduced.
- Lower pressure drop is achieved without selecting a larger diameter extractor.
- Lower pressure drop will allow the ME to be integrated into extractor systems together with other extract devices.

The unique design and stable mounting brackets will make the FUMEX ME your best choice for lab environments.

Support for designing an efficient facility is available on page 4 or at [www.fumex.com](http://www.fumex.com).

For additional information, please contact FUMEX.

*The Fumex range also includes fans, accessories, automatic control gear and filters for local extraction*

---

LOCAL EXTRACTOR  
Pure advantages

# FUMEX ME

## Always choose low pressure drop

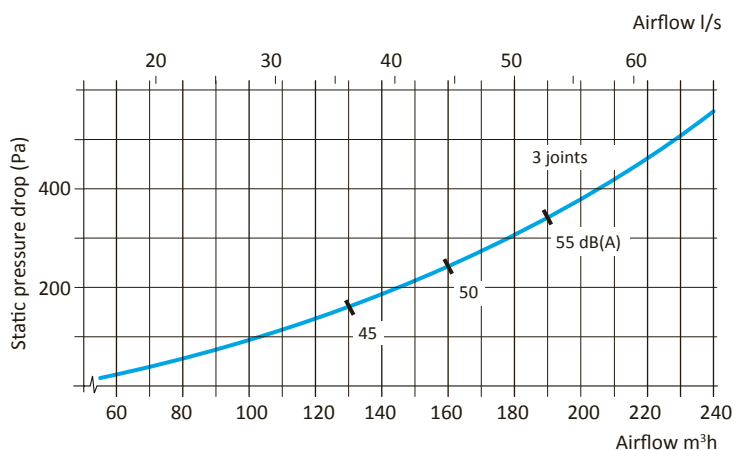
The lowest possible pressure drop is a quality aspect that should always be considered.

With its uniquely designed joint construction, FUMEX ME combines maximum flexibility with low pressure drop. Because the air passes through the joints without creating unnecessary turbulence, the variation in pressure drop between an extractor in a working position and a fully retracted extractor is minimal.



The low pressure drop of FUMEX ME gives several advantages:

- Low pressure drop always saves energy.
- Ventilation noise is reduced.
- Lower pressure drop is achieved without selecting a larger diameter extractor.
- Lower pressure drop will allow the ME to be integrated into extractor systems together with other extraction devices.



Static pressure drop is measured in accordance with ISO standard 5167-1. The noise level is measured in accordance with ISO standard 3743.

## Appealing stable brackets



All FUMEX laboratory local extractors have as standard a full swivel that allows 360° of rotation without special sleeves or double wall brackets. Both ceiling- and wall brackets consist of square-shaped anodised aluminium that provides a proper and stylish installation. Moreover, the ceiling bracket functions as a duct, thus avoiding the need for expensive external ducting and additional holes through false ceilings. The installation is simple and stable. The ceiling bracket is available in eight standard lengths, from 0,25 to 2,0 m.

## Gas spring support the weight of the extractor



As standard, the ME will have an internal spring located in the first articulating joint to support the weight of the arm. For arms 2 meters in length, the ME can be equipped with an external gas spring to support the weight of the arm and allow for better stability and flexibility.

# FUMEX® ME

Several configurations to meet customers' needs



**Standard**  
Joints in polypropylene and tubes in aluminium, fit most lab environments.



**PP**  
Joints and tubes in polypropylene, used in environments with aggressive contaminants.

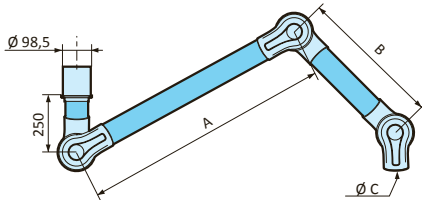


**ATEX**  
Joints and tubes in conductive polypropylene, used for extraction of contaminants in explosive environments. In compliance with ATEX directive 94/9/EC.

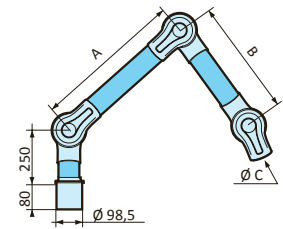
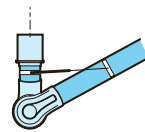


**ESD**  
Joints in conductive polypropylene and tubes in aluminium. E.g. used in the electronics industry, for example. Certified according to EN 61340-5-1.

## Models



Model 2000 with gas spring\*



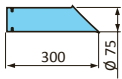
### Ceiling mounting

Designation				Dimensions (mm)			Weight
Standard	PP	ESD	ATEX	A	B	Ø C	kg
MET 1000-75	PP	ES	EX	400	300	75	2,25
MET 1300-75	PP	ES	EX	550	450	75	2,60
MET 1500-75	PP	ES	EX	750	450	75	2,75
MET 2000-75	PP	ES	EX	1000	650	75	3,25
*METS 2000-75	PP	ES	EX	1000	650	75	3,75

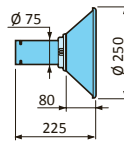
### Table mounting

Designation				Dimensions (mm)			Weight
Standard	PP	ESD	ATEX	A	B	Ø C	kg
MEB 1000-75	PP	ES	EX	400	300	75	2,25
MEB 1300-75	PP	ES	EX	550	450	75	2,60
MEB 1500-75	PP	ES	EX	750	450	75	2,75

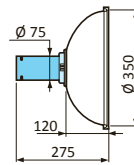
## Hoods



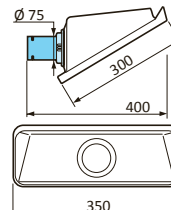
**SUCTION NOZZLE**  
MES 300-75 (PP, ES)



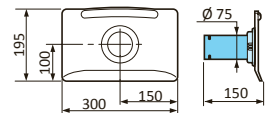
**METAL HOOD**  
Standard  
MEM 250-75 (ES, EXD)  
With working light  
MEMB 250-75



**DOME HOOD**  
MEK 350-75 (PP, ES, EX)



**SQUARE HOOD**  
MESH 350-75 (PP)



**FLAT SCREEN HOOD**  
MEPH 300-75 (PP, ES, EX)

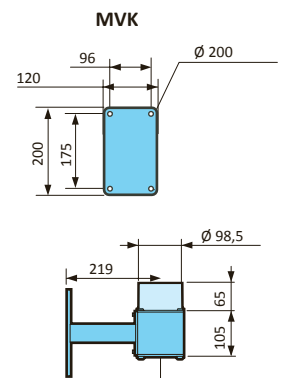
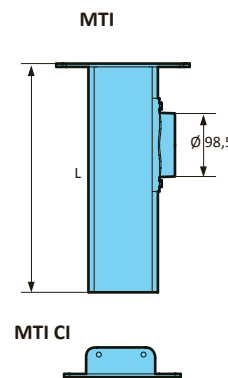
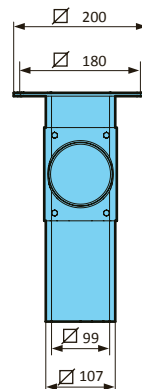
## Brackets

All brackets have Ø 100 mm duct connections.

### Ceiling bracket MTI

The ceiling bracket can be fitted with sleeves both below and above a false ceiling; in the latter case preferably together with MTI CT. MTI can be supplied in lengths over 2 meter upon request. For aggressive environments, we recommend the MTI ceiling bracket, supplied with an internal epoxy coating.

Designation for model 75			Dimensions (mm)	Weight
Standard	ESD	ATEX	L	kg
MTI 250	ES	EX	250	3,15
MTI 500	ES	EX	500	3,80
MTI 750	ES	EX	750	4,50
MTI 1000	ES	EX	1000	5,15
MTI 1250	ES	EX	1250	5,80
MTI 1500	ES	EX	1500	6,45
MTI 1750	ES	EX	1750	7,10
MET 2000	ES	EX	2000	7,75



### Wall bracket MVK

Designation for model 75			Weight
Standard	ESD	ATEX	kg
MVK	ES	EX	2,15

## Reach at recommended installation height

The following installation heights and lateral placements in relation to the work space are recommended for optimised extraction.

### Recommended installation height

Designation	H mm
MET 1000-75	1700-2000
MET 1300-75	1900-2200
MET 1500-75	2000-2300
MET 2000-75	2200-2500

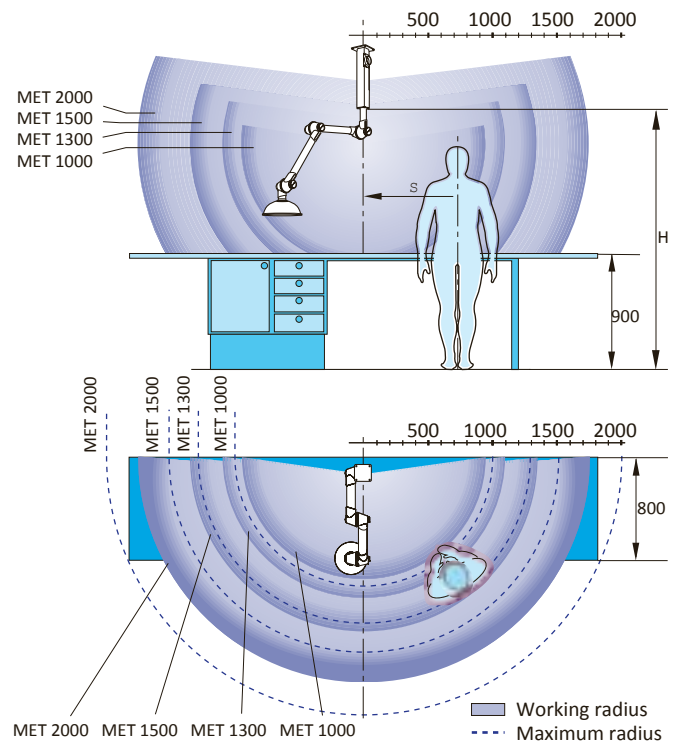
### Recommended side displacement

in relation to the workarea

Designation	S mm
MET 1000-75	300-600
MET 1300-75	400-700
MET 1500-75	500-800
MET 2000-75	700-1000

### Recommended values

Function	Airflow	
Laboratories	40 l/s	150 m <sup>3</sup> /h
Schools - Science classrooms	40 l/s	150 m <sup>3</sup> /h



## Technical aids at our website [www.fumex.com](http://www.fumex.com)

FUMEX recommends both the best positions and airflows for our extractors. Good technical support is available at our website to help you choose the right product. The support consists of CAD drawings in both 2D and 3D, specifications and a configurator that helps choosing the optimal extractor positioning.

Contact your nearest FUMEX distributor for a password.



HOME PRODUCTS BUSINESS CONCEPT ABOUT US CONTACT US LOG OUT

### Download CAD and write-up texts for most commonly used Fumex extractors

The contents and material on this page is subjected to copyright and is the property of Fumex AB. Any unlawful use of the contents and material is prohibited.



Ceiling mounted extractor Ø75mm, L=1,5 m with dome hood and ceiling bracket L=1 m

- 2D DWG (258 Kb)
- 2D PDF (116 Kb)
- 3D DWG (5645 Kb)
- 3D IGS (2759 Kb)
- 3D PDF (3274 Kb)
- 3D STEP (1406 Kb)

Planning advice

- Write up text (PDF, 36 Kb)
- Project planning advice (PDF, 311 Kb)

### Brackets

Brackets for 50 and 75 mm arms

- Ceiling bracket, L=500 mm  
MTI500.dwg.zip  
MTI500.IGS.zip  
MTI500.PDF
- Ceiling bracket, L=750 mm  
MTI750.dwg.zip  
MTI750.IGS.zip  
MTI750.PDF
- Ceiling bracket, L=1000 mm  
MTF1000-100.IGS.zip  
MTF1000-100.PDF  
MTF1000-100.STEP.zip

## Material description

### Friction joints

Ball-bearing-equipped adjustable friction joints in polypropylene (PP) with guide ring of low-friction treated rubber. Support springs and other component parts in zinc-plated steel or stainless steel.

### Tubes

Made from thin-wall anodised aluminum, alternatively from polypropylene. Air-tight damper supplied as standard.

## Delivery

- Ceiling** - Supplied assembled excluding hood or nozzle. MTI or MTF ceiling bracket ordered separately.
- Wall** - assembled, complete with MVK wall bracket, excluding hood or nozzle.
- Table** - assembled, with mounting plate for table mounting, excluding hood or nozzle. Flexible table bracket MBF ordered separately.

